4FR

SUBMERSIBLE PUMPS 4"

Series of submersible pumps 4 "newly developed, designed and built for maximum resistance against sand (up to 250 g / m³) and other impurities. Materials certified for use in drinking water that allow the pump to run dry without even deteriorate. The supports are made of steel AISI 304, obtained with casting process, ensure extreme robustness and reliability to the product. The new design of the floating impeller independent (patented) guarantees a low axial load on the engine. The check valve is integrated in the cylinder head to support the weight of the water column and for protection against water hammer. The use can be continuous and can work both vertically and horizontally.

WORKING DATA

- Capacity till 400 l / min (24 m³ / h)
- Head meters till 347 meters
- Rotation speed 2850 r.p.m.
- Motor power up to 7.5 kW
- Maximum number of starts per hour: 40
- Water temperature from 0 ° C to 35 ° C
- Maximum content of suspended sand: 250 g / m³

CHARACTERISTICS

- Impeller floating independent (patented)
- No axial load on the engine
- Installation in vertical or horizontal position
- Overall diameter including the cable cover: 98 cm
- Anti-clockwise rotation (seen from the pump outlet)
- Outlet ports threaded 1 "1/4 G and 2" G
- Coupling flange NEMA

APPLICATIONS

- Withdrawal from deep wells for clean water and non-aggressive water supply
- Pressurization
- Irrigation
- Rainwater harvesting
- Fire fighting systems and washing

Pos.	Component	Material
1	Top casing	AISI 304
2	Wing valve	AISI 304
3	Seeger	POMc
4	Up. support bush	PA
5	Up. support sleeve	AL2O3
6	Shaft	AISI 304
7	Impeller	PA
8	Cable cover	AISI 304
9	Diffuser + disk	PA+AISI 304
10	Int. support bush	PA
11	Int. support sleeve	AL2O3
12	Spacer pipe	AISI 304
13	External pipe	AISI 304
14	Grid	AISI 304
15	Seeger	POMc
16	Screw	AISI 304
17	Coupling	AISI 306 L
18	Suction	AISI 304

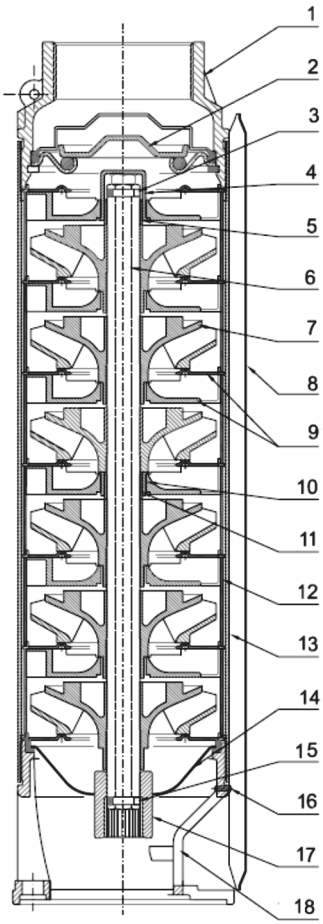

4" NEMA

4FR 35

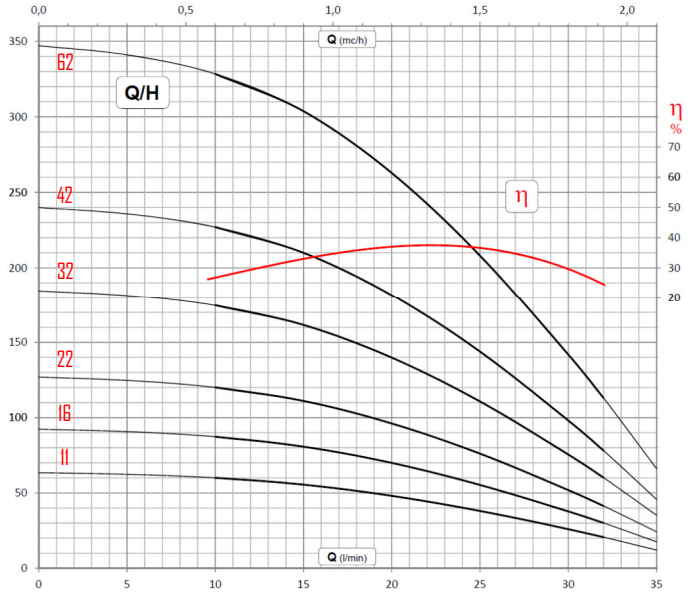

Model	Stages	Pump				Motor		Q	Capacity										
		Ø (mm)	L (mm)	DNM	Weight kg	HP	kW	m³/h	0	0,6	0,9	1,2	1,5	1,8	2,1	-	-	-	-
								l/min	0	10	15	20	25	30	35	-	-	-	-
4FR 35-11	11	98	342	1"1/4	4,0	0,50	0,37	H (m)	63	60	56	48	38	26	12	-	-	-	-
4FR 35-16	16	98	437	1"1/4	4,9	0,75	0,55		92	87	81	70	55	38	18	-	-	-	-
4FR 35-22	22	98	551	1"1/4	6,0	1,00	0,75		127	120	111	96	76	52	24	-	-	-	-
4FR 35-32	32	98	741	1"1/4	7,9	1,50	1,10		185	175	162	140	111	76	35	-	-	-	-
4FR 35-42	42	98	930	1"1/4	9,9	2,00	1,50		240	227	210	182	144	99	46	-	-	-	-
4FR 35-62	62	98	1310	1"1/4	13,5	3,00	2,20		347	328	304	263	208	143	66	-	-	-	-

4FR 50

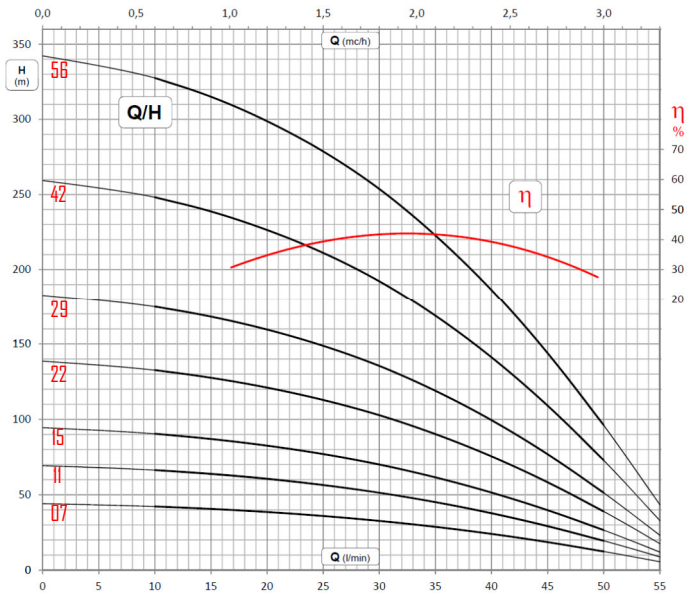

Model	Stages	Pump				Motor		Q	Capacity										
		Ø (mm)	L (mm)	DNM	Weight kg	HP	kW	m³/h	0	0,9	1,2	1,5	1,8	2,1	2,4	2,7	3	-	-
								l/min	0	15	20	25	30	35	40	45	50	-	-
4FR 50-07	07	98	287	1"1/4	3,3	0,50	0,37		44	41	39	36	33	29	24	19	12	-	-
4FR 50- 11	11	98	375	1"1/4	4,1	0,75	0,55		69	64	61	56	51	45	38	29	19	-	-
4FR 50-15	15	98	463	1"1/4	4,9	1,00	0,75		95	87	83	77	70	62	51	40	27	-	-
4FR 50-22	22	98	617	1"1/4	6,3	1,50	1,10	H (m)	139	128	121	113	103	90	75	58	39	-	-
4FR 50-29	29	98	771	1"1/4	7,8	2,00	1,50		183	168	160	149	135	1119	99	77	51	-	-
4FR 50-42	42	98	1056	1"1/4	10,4	3,00	2,20		259	239	226	211	192	169	141	109	73	-	-
4FR 50-56	56	98	1364	1"1/4	13,2	4,00	3,00		342	315	299	279	254	223	186	144	96	-	-

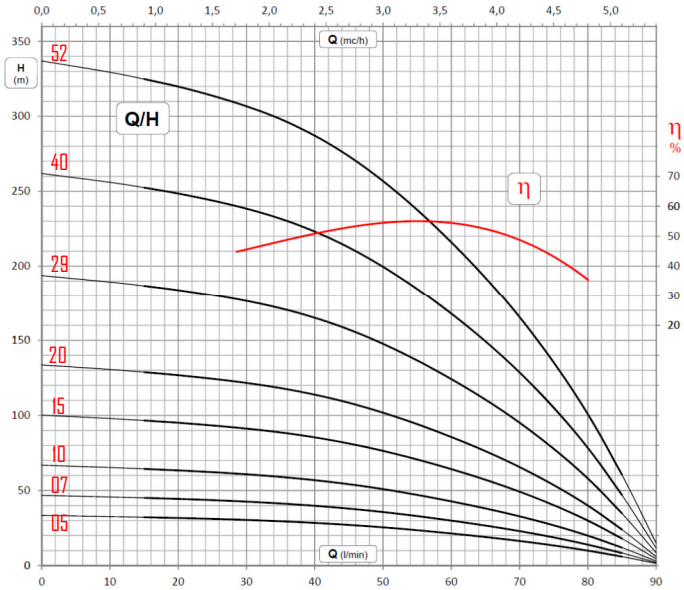

4FR 80

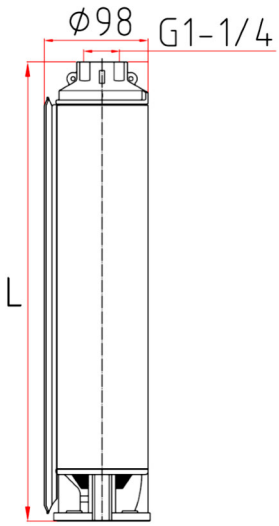

Model	Stages	Pump				Motor		Q	Capacity										
		Ø (mm)	L (mm)	DNM	Weight kg	HP	kW	m³/h	0	1,2	1,5	1,8	2,1	2,4	2,7	3	3,6	4,2	4,8
								l/min	0	20	25	30	35	40	45	50	60	70	80
4FR 80-05	05	98	243	1"1/4	2,9	0,50	0,37		33	32	31	30	30	28	27	25	21	16	10
4FR 80-07	07	98	287	1"1/4	3,3	0,75	0,55		47	44	44	43	41	40	38	36	30	23	14
4FR 80-10	10	98	353	1"1/4	3,9	1,00	0,75		67	63	62	61	59	57	54	51	43	33	20
4FR 80-15	15	98	463	1"1/4	4,9	1,50	1,10		100	95	93	91	89	85	81	76	64	49	30
4FR 80-20	20	98	573	1"1/4	5,9	2,00	1,50	H (m)	134	127	124	122	118	114	108	102	86	66	40
4FR 80-29	29	98	771	1"1/4	7,7	3,00	2,20		194	184	180	176	171	165	157	148	124	95	58
4FR 80-40	40	98	1012	1"1/4	9,8	4,00	3,00		262	249	244	238	232	223	212	200	168	129	78
4FR 80-52	52	98	1276	1"1/4	12,6	5,50	4,00		337	320	314	307	298	287	273	257	216	165	101

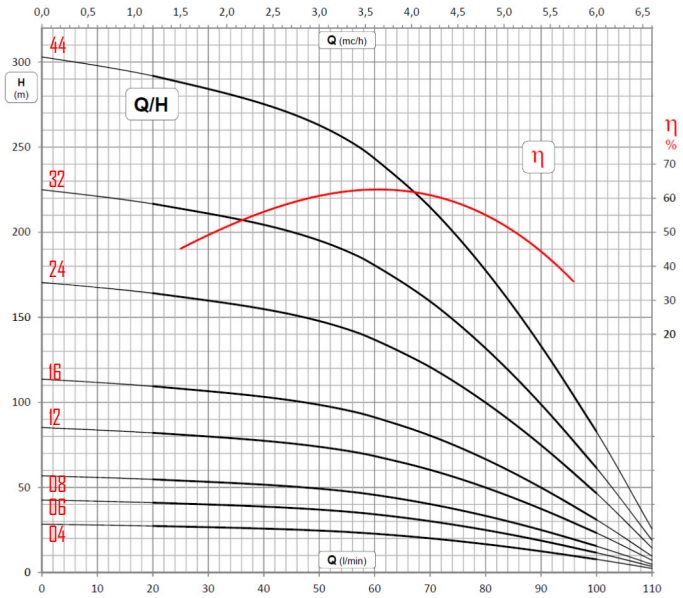

4FR 110

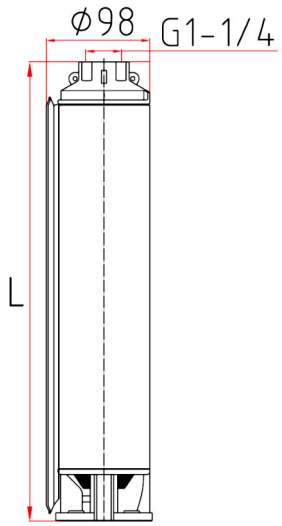

Model	Stages	Pump				Motor		Q	Capacity										
		Ø (mm)	L (mm)	DNM	Weight kg	HP	kW	m³/h	0	2,1	2,4	2,7	3	3,6	4,2	4,8	5,4	6	6,6
								l/min	0	35	40	45	50	60	70	80	90	100	110
4FR 110-04	04	98	221	1"1/4	2,7	0,50	0,37	H (m)	28	26	26	25	25	23	2	17	12	8	2
4FR 110-06	06	98	265	1"1/4	3,1	0,75	0,55		43	39	39	38	37	34	30	25	19	12	4
4FR 110-08	08	98	309	1"1/4	3,5	1,00	0,75		57	52	52	51	49	46	40	33	25	16	5
4FR 110-12	12	98	397	1"1/4	4,3	1,50	1,10		85	79	77	76	74	68	60	50	37	23	7
4FR 110-16	16	98	485	1"1/4	5,1	2,00	1,50		114	105	103	101	99	91	80	67	50	31	10
4FR 110-24	24	98	661	1"1/4	6,7	3,00	2,20		170	157	155	152	148	137	121	100	75	47	14
4FR 110-32	32	98	837	1"1/4	9,2	4,00	3,00		225	208	204	200	195	181	159	132	99	61	19
4FR 110-44	44	98	1100	1"1/4	10,6	5,50	4,00		303	280	275	270	263	243	215	178	133	83	26

4FR 175

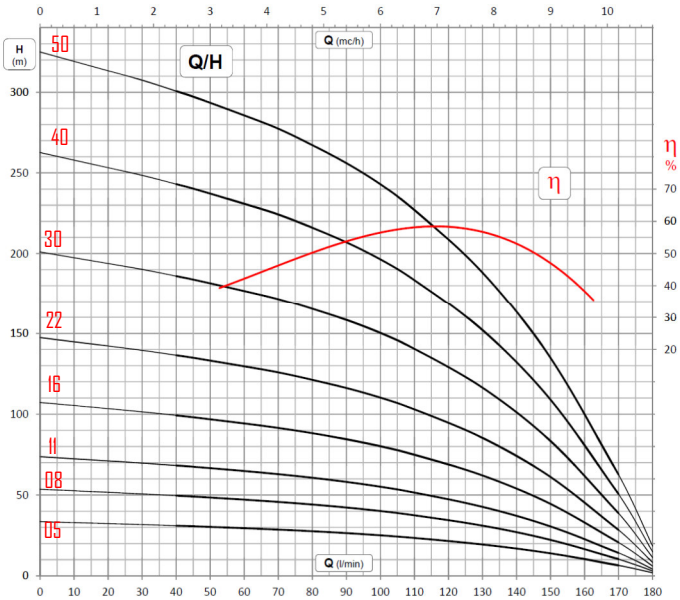

Model	Stages	Pump				Motor		Q	Capacity										
		Ø (mm)	L (mm)	DNM	Weight kg	HP	kW	m³/h	0	2,7	3,6	4,2	4,8	5,4	6	6,6	7,5	9	10,5
								l/min	0	45	60	70	80	90	100	110	125	150	175
4FR 175-05	05	98	333	2"	4,1	1,00	0,75	H (m)	34	31	29	29	28	26	25	23	21	14	4
4FR 175-08	08	98	453	2"	5,2	1,50	1,10		54	49	47	46	44	42	40	37	33	22	7
4FR 175-11	11	98	573	2"	6,2	2,00	1,50		74	67	65	63	61	58	55	51	45	31	9
4FR 175-16	16	98	773	2"	8,0	3,00	2,20		107	98	94	92	88	84	80	75	66	44	13
4FR 175-22	22	98	1012	2"	9,7	4,00	3,00		147	135	130	126	121	116	110	103	90	61	18
4FR 175-30	30	98	1332	2"	12,4	5,50	4,00		201	184	177	172	165	158	150	140	123	83	25
4FR 175-40	40	98	1732	2"	15,9	7,50	5,50		263	240	231	224	216	207	196	183	161	109	33
4FR 175-50	50	98	2132	2"	19,4	10,00	7,50		325	297	286	277	267	256	243	227	199	135	40

4FR 250

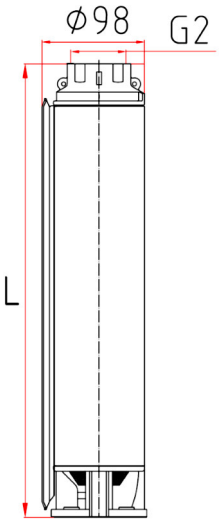

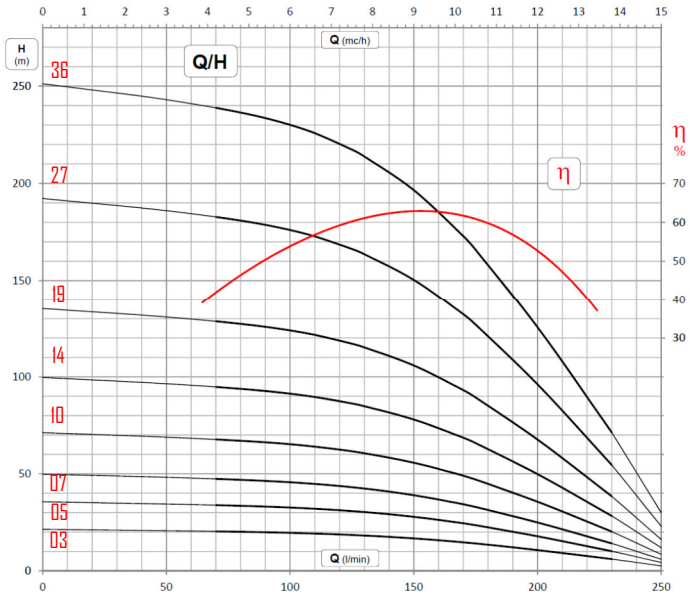

Model	Stages	Pump				Motor		Q	Capacity										
		Ø (mm)	L (mm)	DNM	Weight kg	HP	kW	m³/h	0	4,8	5,4	6	6,6	7,5	9	10,5	12	13,5	15
								l/min	0	80	90	100	110	125	150	175	200	225	250
4FR 250-03	03	98	253	2"	3,0	1,00	0,75	H (m)	21	20	20	20	20	18	17	14	11	7	3
4FR 250-05	05	98	333	2"	3,7	1,50	1,10		36	34	34	33	33	31	28	24	18	11	4
4FR 250-07	07	98	413	2"	4,4	2,00	1,50		50	47	47	46	46	43	39	33	25	16	6
4FR 250-10	10	98	533	2"	5,4	3,00	2,20		71	68	67	66	65	62	56	47	36	23	9
4FR 250-14	14	98	693	2"	6,8	4,00	3,00		100	95	94	93	91	86	78	66	50	32	12
4FR 250-19	19	98	892	2"	8,5	5,50	4,00		135	129	127	126	124	117	106	89	68	43	16
4FR 250-27	27	98	1212	2"	11,3	7,50	5,50		192	183	181	179	176	166	150	127	96	62	23
4FR 250-36	36	98	1572	2"	14,4	10,00	7,50		251	239	236	234	230	217	197	166	126	80	30

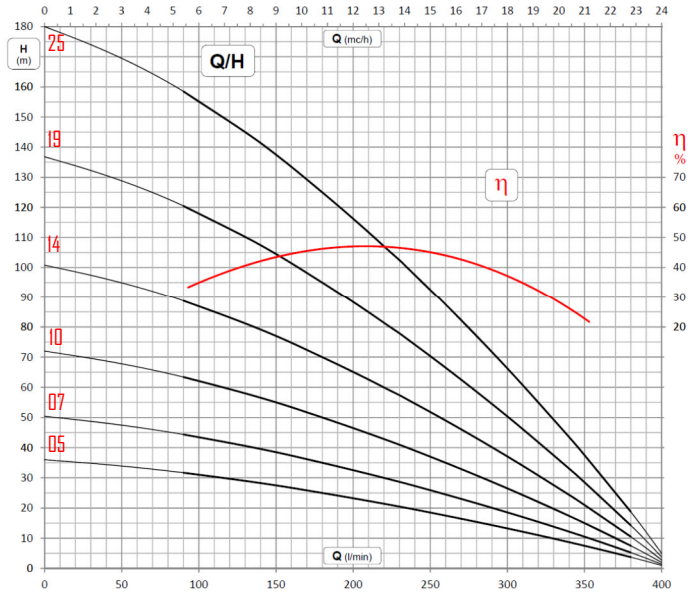

4FR 400

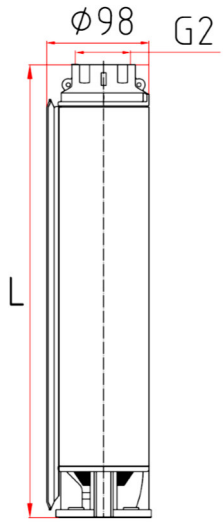

Model	Stages	Pump				Motor		Q	Capacity										
		Ø (mm)	L (mm)	DNM	Weight kg	HP	kW	m³/h	0	7,5	10,5	12	13,5	15	16,5	18	19,5	21	24
								l/min	0	125	175	200	225	250	275	300	325	350	400
4FR 400-05	05	98	358	2"	4,3	2,00	1,50	H (m)	36	29	26	23	21	18	16	13	11	8	1
4FR 400-07	07	98	448	2"	5,1	3,00	2,20		50	41	36	33	29	25	22	19	15	11	1
4FR 400-10	10	98	583	2"	5,8	4,00	3,00		72	59	51	47	42	35	32	27	21	15	2
4FR 400-14	14	98	763	2"	7,4	5,50	4,00		101	82	71	65	59	49	45	37	29	21	3
4FR 400-19	19	98	987	2"	9,3	7,50	5,50		137	112	97	88	80	67	61	50	40	29	4
4FR 400-25	25	98	1257	2"	11,6	10,00	7,50		180	147	128	116	105	88	80	66	53	38	5